

Advancing Excellence in America's Nursing Homes
National Nursing Home Quality Campaign
www.nhqualitycampaign.org - Weekly Campaign Report

05/31/2007

Nursing Home Summary

	<u>Count</u>	<u>Percent</u>
Registered nursing homes	5225	32.9 %*
NHs releasing performance	638	12.2 %
Average number of goals per NH	3.7	

NHs that selected goal 1	3558	68.0 %	<i>Reducing high risk pressure ulcers</i>
NHs that selected goal 2	2215	42.0 %	<i>Reducing the use of daily physical restraints</i>
NHs that selected goal 3	2807	53.0 %	<i>Improving pain management for longer term NH residents</i>
NHs that selected goal 4	2110	40.0 %	<i>Improving pain management for short stay, post-acute NH residents</i>
NHs that selected goal 5	1526	29.0 %	<i>Establishing individual targets for improving quality</i>
NHs that selected goal 6	3449	66.0 %	<i>Assessing resident and family satisfaction with the quality of care</i>
NHs that selected goal 7	2043	39.0 %	<i>Increasing staff retention</i>
NHs that selected goal 8	1617	30.0 %	<i>Improving consistent assignment of nursing home staff, so that residents regularly receive care from the same caregivers</i>

LANE Summary

	<u>Count</u>
LANE Conveners	49
LANE Members	453
Total LANEs needed (includes a convener and >=1 member)	51
States with a convener and/or member	51
States with no LANE (no convener and no members)	0
States with a convener and >= 1 member	48
States with convener but no members	0
States with members but no convener	3

Consumer Summary

Consumers	609
-----------	-----

* Denominator is the latest available count of Medicare/Medicaid nursing homes

Advancing Excellence in America's Nursing Homes
National Nursing Home Quality Campaign
www.nhqualitycampaign.org - Weekly Campaign Report

05/31/2007

State	LANE Exists?	LANE Convener Exists?	LANE Convener Name	Number of LANE Members	Is QIO a Convener?	Is QIO a Member?
AK	Yes	Yes	Mountain-Pacific Quality Health	1	Yes	No
AL	Yes	Yes	Alabama Quality Assurance Foundation	4	Yes	No
AR	Yes	Yes	ARKANSAS COALITION FOR NURSING HOME EXCELLENCE	7	No	Yes
AZ	Yes	Yes	Association of Homes and Housing for the Aging	3	No	No
CA	Yes	Yes	Lumetra	13	Yes	No
CO	Yes	Yes	Colorado Foundation for Medical Care	15	Yes	Yes
CT	Yes	Yes	Qualidigm	17	Yes	Yes
DC	Yes	Yes	Delmarva Foundation of the District of Columbia	3	Yes	No
DE	Yes	Yes	Quality Insights of Delaware	8	Yes	Yes
FL	Yes	Yes	FMQAI	7	Yes	No
GA	Yes	Yes	Georgia NHQI Advisory Board	8	No	Yes
HI	Yes	Yes	Healthcare Association of Hawaii	1	No	Yes
IA	Yes	Yes	Iowa Foundation for Medical Care	12	Yes	No
ID	Yes	Yes	Qualis Health	7	Yes	No
IL	Yes	Yes	Illinois Foundation for Quality Health Care	4	Yes	No
IN	Yes	Yes	Indiana Association of Homes and Services for the Aging	9	No	Yes
KS	Yes	Yes	Kansas Foundation for Medical Care	22	Yes	Yes
KY	Yes	Yes	Kentucky Association of Homes and Services for the Aging	5	No	Yes
LA	Yes	Yes	Louisiana Health Care Review	9	Yes	No
MA	Yes	Yes	Massachusetts Culture Change Coalition	14	No	Yes
MD	Yes	Yes	Delmarva Foundation	6	Yes	No
ME	Yes	Yes	Maine Health Care Association	14	No	Yes

Advancing Excellence in America's Nursing Homes
National Nursing Home Quality Campaign
www.nhqualitycampaign.org - Weekly Campaign Report

05/31/2007

State	LANE Exists?	LANE Convener Exists?	LANE Convener Name	Number of LANE Members	Is QIO a Convener?	Is QIO a Member?
MI	Yes	Yes	MPRO NHQI Steering Committee	4	No	Yes
MN	Yes	Yes	Stratis Health	5	Yes	No
MO	Yes	Yes	Primaris	11	Yes	No
MS	Yes	Yes	Information & Quality Healthcare	3	Yes	No
MT	Yes	Yes	Mountain-Pacific Quality Health	3	Yes	No
NC	Yes	Yes	The Carolinas Center for Medical Excellence	7	Yes	No
ND	No	No		0	No	No
NE	Yes	Yes	Nebraska LANE Partnership	13	No	Yes
NH	Yes	No		3	No	No
NJ	Yes	Yes	Healthcare Quality Strategies, Inc.	25	Yes	No
NM	Yes	Yes	New Mexico Medical Review Association	9	Yes	Yes
NV	Yes	Yes	HealthInsight	2	Yes	No
NY	Yes	No		5	No	Yes
OH	Yes	Yes	Ohio KePRO	15	Yes	Yes
OK	Yes	Yes	Oklahoma Foundation for Medical Quality	4	Yes	No
OR	Yes	Yes	Acumentra Health	4	Yes	No
PA	Yes	Yes	Pennsylvania Culture Change Coalition	17	No	Yes
RI	Yes	Yes	Quality Partners of Rhode Island	13	Yes	No
SC	Yes	Yes	The Carolinas Center for Medical Excellence	12	Yes	No
SD	Yes	Yes	South Dakota Foundation for Medical Care	24	Yes	No
TN	Yes	Yes	Qsource	9	Yes	No
TX	Yes	Yes	Texas Nursing Home Quality Initiative Coalition	16	No	Yes

**Advancing Excellence in America's Nursing Homes
National Nursing Home Quality Campaign
www.nhqualitycampaign.org - Weekly Campaign Report**

05/31/2007

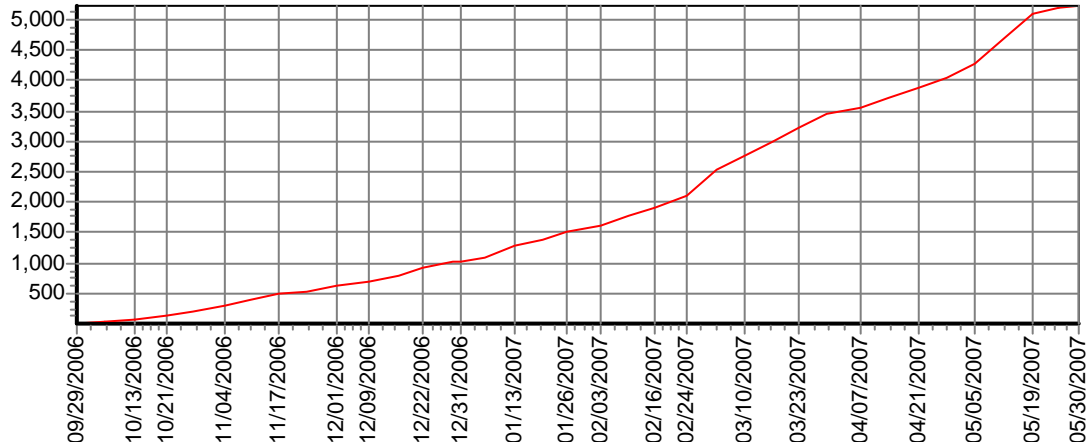
State	LANE Exists?	LANE Convener Exists?	LANE Convener Name	Number of LANE Members	Is QIO a Convener?	Is QIO a Member?
UT	Yes	Yes	HealthInsight	4	Yes	No
VA	Yes	Yes	Virginia Health Quality Center	16	Yes	No
VT	Yes	Yes	Dept.of Disabilities, Aging & Independent Living & Vt.Health Care Assoc.	2	No	No
WA	Yes	Yes	Qualis Health	13	Yes	No
WI	Yes	Yes	MetaStar, Inc.	16	Yes	No
WV	Yes	Yes	West Virginia Medical Institute	5	Yes	No
WY	Yes	Yes	Mountain Pacific Quality Health	3	Yes	No

Advancing Excellence in America's Nursing Homes
National Nursing Home Quality Campaign
www.nhqualitycampaign.org - Weekly Campaign Report

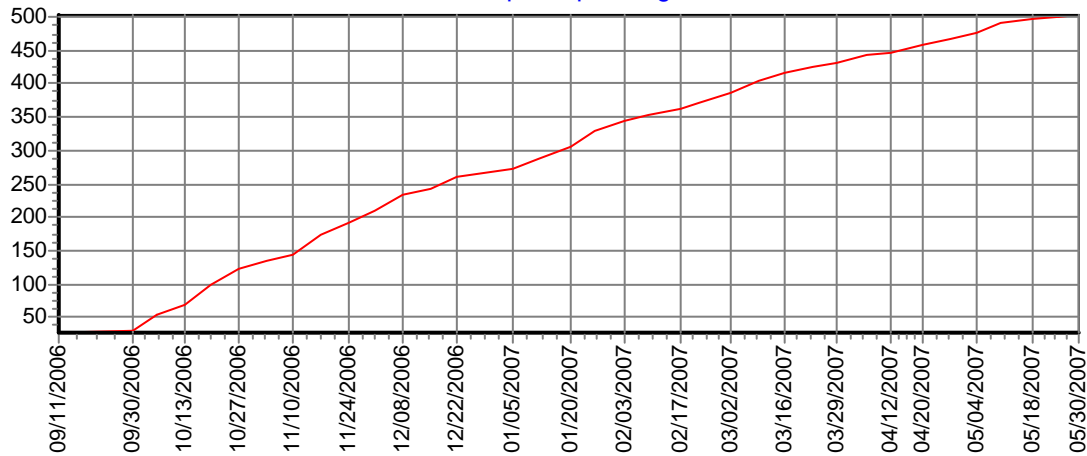
05/31/2007

Trend Graphs - Nursing Home, LANE, Consumer

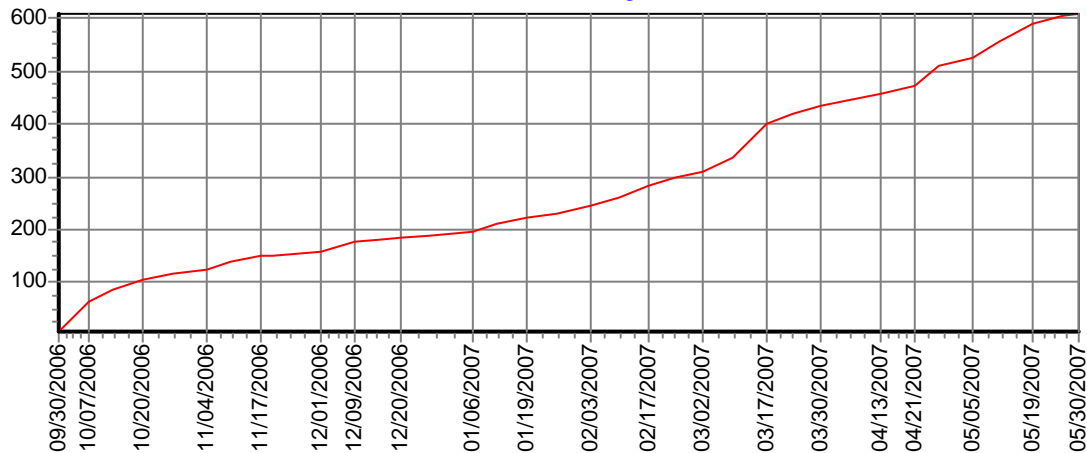
Number of Nursing Home Registrations



Number of LANE participant registrations



Number of Consumer Registrations



Advancing Excellence in America's Nursing Homes
National Nursing Home Quality Campaign
www.nhqualitycampaign.org - Weekly Campaign Report

05/31/2007

State	Number of Registered Nursing Homes	Number of LANE Participants	Number of Consumers
AK	1	2	1
AL	91	5	12
AR	184	8	5
AZ	64	4	8
CA	217	14	11
CO	133	16	17
CT	62	18	7
DC	10	4	6
DE	20	9	4
FL	145	9	21
GA	337	9	11
HI	5	2	0
IA	197	13	2
ID	26	8	5
IL	90	5	17
IN	141	10	12
KS	185	23	11
KY	101	6	15
LA	46	10	27
MA	226	15	31
MD	105	7	43
ME	74	15	1
MI	70	5	11
MN	178	6	5
MO	180	12	65
MS	15	4	0
MT	12	4	1
NC	132	8	8

Advancing Excellence in America's Nursing Homes
National Nursing Home Quality Campaign
www.nhqualitycampaign.org - Weekly Campaign Report

05/31/2007

State	Number of Registered Nursing Homes	Number of LANE Participants	Number of Consumers
ND	21	0	1
NE	112	14	8
NH	32	3	2
NJ	90	26	1
NM	55	10	1
NV	25	3	0
NY	52	5	12
OH	275	16	80
OK	38	5	8
OR	26	5	0
PA	284	18	13
RI	56	14	3
SC	82	13	7
SD	85	25	11
TN	90	10	17
TX	311	17	32
UT	19	5	1
VA	152	17	14
VT	7	3	1
WA	96	14	8
WI	199	17	27
WV	55	6	2
WY	16	4	3
Total:	5225	501	609

Advancing Excellence in America's Nursing Homes
National Nursing Home Quality Campaign
www.nhqualitycampaign.org - Weekly Campaign Report

05/31/2007

State	Number of Registered NH	Percent of NHs Registered*	Average # of goals per NH	Percent Releasing Performance	Ranking of Goals Selected by Nursing Homes							
					#1	#2	#3	#4	#5	#6	#7	#8
AK	1	6.7 %	4	0.0 %	Goal 5	Goal 6	Goal 1	Goal 2	Goal 3	Goal 4	Goal 7	Goal 8
AL	91	39.2 %	3.8	12.1 %	Goal 1	Goal 3	Goal 6	Goal 7	Goal 2	Goal 4	Goal 5	Goal 8
AR	184	78.3 %	4.9	7.6 %	Goal 3	Goal 6	Goal 2	Goal 5	Goal 1	Goal 4	Goal 7	Goal 8
AZ	64	47.1 %	3.7	14.1 %	Goal 7	Goal 1	Goal 2	Goal 3	Goal 6	Goal 4	Goal 8	Goal 5
CA	217	17.0 %	3.6	9.7 %	Goal 1	Goal 6	Goal 3	Goal 8	Goal 2	Goal 7	Goal 5	Goal 4
CO	133	63.6 %	3.8	12.0 %	Goal 1	Goal 6	Goal 3	Goal 7	Goal 2	Goal 4	Goal 8	Goal 5
CT	62	25.4 %	3.6	8.1 %	Goal 1	Goal 6	Goal 8	Goal 2	Goal 3	Goal 5	Goal 4	Goal 7
DC	10	50.0 %	6.5	10.0 %	Goal 3	Goal 5	Goal 1	Goal 2	Goal 6	Goal 8	Goal 7	Goal 4
DE	20	45.5 %	3.8	20.0 %	Goal 6	Goal 4	Goal 1	Goal 3	Goal 5	Goal 2	Goal 8	Goal 7
FL	145	21.3 %	3.9	9.7 %	Goal 6	Goal 4	Goal 1	Goal 2	Goal 3	Goal 5	Goal 7	Goal 8
GA	337	93.4 %	3.5	2.4 %	Goal 1	Goal 2	Goal 6	Goal 4	Goal 5	Goal 3	Goal 7	Goal 8
HI	5	10.4 %	4.4	40.0 %	Goal 4	Goal 5	Goal 6	Goal 3	Goal 7	Goal 8	Goal 2	Goal 1
IA	197	43.2 %	3.6	10.7 %	Goal 3	Goal 7	Goal 6	Goal 1	Goal 8	Goal 4	Goal 5	Goal 2
ID	26	32.9 %	3.2	3.8 %	Goal 1	Goal 6	Goal 3	Goal 8	Goal 2	Goal 4	Goal 7	Goal 5
IL	90	11.3 %	3.4	15.6 %	Goal 6	Goal 4	Goal 1	Goal 7	Goal 3	Goal 2	Goal 5	Goal 8
IN	141	27.4 %	3.8	7.1 %	Goal 1	Goal 3	Goal 8	Goal 6	Goal 7	Goal 2	Goal 4	Goal 5
KS	185	52.9 %	3.8	17.3 %	Goal 1	Goal 3	Goal 6	Goal 7	Goal 5	Goal 2	Goal 4	Goal 8
KY	101	34.6 %	3.8	9.9 %	Goal 1	Goal 3	Goal 6	Goal 2	Goal 4	Goal 7	Goal 8	Goal 5
LA	46	15.9 %	3.5	2.2 %	Goal 1	Goal 6	Goal 2	Goal 7	Goal 4	Goal 8	Goal 3	Goal 5
MA	226	50.0 %	3.4	7.1 %	Goal 6	Goal 1	Goal 3	Goal 8	Goal 2	Goal 7	Goal 4	Goal 5
MD	105	45.1 %	3.5	10.5 %	Goal 6	Goal 1	Goal 4	Goal 8	Goal 2	Goal 3	Goal 7	Goal 5
ME	74	65.5 %	3.8	17.6 %	Goal 1	Goal 6	Goal 3	Goal 8	Goal 4	Goal 2	Goal 7	Goal 5
MI	70	16.4 %	3.6	18.6 %	Goal 4	Goal 6	Goal 1	Goal 3	Goal 5	Goal 2	Goal 8	Goal 7
MN	178	44.6 %	3.5	15.2 %	Goal 6	Goal 1	Goal 3	Goal 8	Goal 7	Goal 4	Goal 2	Goal 5
MO	180	34.6 %	3.8	15.6 %	Goal 1	Goal 3	Goal 6	Goal 7	Goal 2	Goal 4	Goal 8	Goal 5
MS	15	7.5 %	3.6	20.0 %	Goal 1	Goal 7	Goal 4	Goal 2	Goal 8	Goal 6	Goal 3	Goal 5
MT	12	12.6 %	3.3	16.7 %	Goal 1	Goal 3	Goal 6	Goal 5	Goal 8	Goal 7	Goal 4	Goal 2
NC	132	31.3 %	3.5	6.8 %	Goal 1	Goal 6	Goal 2	Goal 8	Goal 3	Goal 4	Goal 7	Goal 5

Advancing Excellence in America's Nursing Homes
National Nursing Home Quality Campaign
www.nhqualitycampaign.org - Weekly Campaign Report

05/31/2007

State	Number of Registered NH	Percent of NHs Registered*	Average # of goals per NH	Percent Releasing Performance	Ranking of Goals Selected by Nursing Homes							
					#1	#2	#3	#4	#5	#6	#7	#8
ND	21	25.3 %	3.5	14.3 %	Goal 6	Goal 3	Goal 5	Goal 1	Goal 8	Goal 4	Goal 2	Goal 7
NE	112	49.8 %	3.8	19.6 %	Goal 3	Goal 1	Goal 6	Goal 7	Goal 8	Goal 4	Goal 5	Goal 2
NH	32	39.0 %	3.5	3.1 %	Goal 6	Goal 3	Goal 1	Goal 4	Goal 8	Goal 7	Goal 5	Goal 2
NJ	90	24.7 %	3.6	8.9 %	Goal 6	Goal 1	Goal 4	Goal 2	Goal 7	Goal 3	Goal 8	Goal 5
NM	55	75.3 %	3.9	7.3 %	Goal 3	Goal 1	Goal 7	Goal 6	Goal 5	Goal 8	Goal 2	Goal 4
NV	25	53.2 %	4.6	20.0 %	Goal 1	Goal 6	Goal 3	Goal 7	Goal 2	Goal 8	Goal 4	Goal 5
NY	52	7.9 %	4	7.7 %	Goal 1	Goal 6	Goal 3	Goal 2	Goal 7	Goal 4	Goal 5	Goal 8
OH	275	28.7 %	3.6	14.9 %	Goal 4	Goal 6	Goal 3	Goal 1	Goal 7	Goal 2	Goal 5	Goal 8
OK	38	11.4 %	4.3	34.2 %	Goal 1	Goal 6	Goal 3	Goal 2	Goal 7	Goal 5	Goal 4	Goal 8
OR	26	18.8 %	3.8	30.8 %	Goal 7	Goal 1	Goal 6	Goal 3	Goal 8	Goal 4	Goal 2	Goal 5
PA	284	39.7 %	3.4	12.7 %	Goal 6	Goal 1	Goal 3	Goal 4	Goal 7	Goal 8	Goal 2	Goal 5
RI	56	64.4 %	3.8	8.9 %	Goal 1	Goal 6	Goal 3	Goal 8	Goal 7	Goal 5	Goal 4	Goal 2
SC	82	46.9 %	3.5	9.8 %	Goal 6	Goal 1	Goal 2	Goal 5	Goal 4	Goal 7	Goal 3	Goal 8
SD	85	78.0 %	4.1	18.8 %	Goal 1	Goal 3	Goal 6	Goal 7	Goal 4	Goal 2	Goal 8	Goal 5
TN	90	27.6 %	3.6	14.4 %	Goal 1	Goal 6	Goal 7	Goal 2	Goal 3	Goal 8	Goal 4	Goal 5
TX	311	27.2 %	3.6	25.1 %	Goal 6	Goal 1	Goal 3	Goal 4	Goal 2	Goal 7	Goal 5	Goal 8
UT	19	20.4 %	4.3	26.3 %	Goal 6	Goal 3	Goal 8	Goal 1	Goal 7	Goal 2	Goal 4	Goal 5
VA	152	54.7 %	3.7	5.9 %	Goal 1	Goal 6	Goal 2	Goal 4	Goal 3	Goal 7	Goal 5	Goal 8
VT	7	17.5 %	3.1	0.0 %	Goal 6	Goal 7	Goal 1	Goal 8	Goal 3	Goal 4	Goal 2	Goal 5
WA	96	39.3 %	3.7	13.5 %	Goal 3	Goal 1	Goal 6	Goal 7	Goal 4	Goal 5	Goal 8	Goal 2
WI	199	50.1 %	3.6	11.1 %	Goal 1	Goal 6	Goal 3	Goal 4	Goal 7	Goal 8	Goal 5	Goal 2
WV	55	42.0 %	3.2	10.9 %	Goal 6	Goal 4	Goal 1	Goal 3	Goal 8	Goal 7	Goal 2	Goal 5
WY	16	41.0 %	4.3	12.5 %	Goal 6	Goal 3	Goal 1	Goal 7	Goal 8	Goal 2	Goal 5	Goal 4

Advancing Excellence in America's Nursing Homes
National Nursing Home Quality Campaign
www.nhqualitycampaign.org - Weekly Campaign Report

05/31/2007

Total 5225 32.9 % 3.7 12.2 %

Goal 1: Reducing high risk pressure ulcers

Goal 2: Reducing the use of daily physical restraints

Goal 3: Improving pain management for longer term NH residents

Goal 4: Improving pain management for short stay, post-acute NH residents

Goal 5: Establishing individual targets for improving quality

Goal 6: Assessing resident and family satisfaction with the quality of care

Goal 7: Increasing staff retention

Goal 8: Improving consistent assignment of nursing home staff, so that residents regularly receive care from the same caregivers

** Denominator is the latest available count of Medicare/Medicaid nursing homes*