

**Advancing Excellence in America's Nursing Homes**  
**National Nursing Home Quality Campaign**  
**www.nhqualitycampaign.org - Weekly Campaign Report**

09/06/2007

**National Enrollment**

**Nursing Home Summary**

	<b><u>Count</u></b>	<b><u>Percent</u></b>
Registered nursing homes	5853	36.9 %*
NHs releasing performance	709	12.1 %
Average number of goals per NH	3.7	

NHs that selected goal 1	4026	68.8 %	<i>Reducing high risk pressure ulcers</i>
NHs that selected goal 2	2501	42.7 %	<i>Reducing the use of daily physical restraints</i>
NHs that selected goal 3	3147	53.8 %	<i>Improving pain management for longer term NH residents</i>
NHs that selected goal 4	2309	39.4 %	<i>Improving pain management for short stay, post-acute NH residents</i>
NHs that selected goal 5	1754	30.0 %	<i>Establishing individual targets for improving quality</i>
NHs that selected goal 6	3795	64.8 %	<i>Assessing resident and family satisfaction with the quality of care</i>
NHs that selected goal 7	2334	39.9 %	<i>Increasing staff retention</i>
NHs that selected goal 8	1838	31.4 %	<i>Improving consistent assignment of nursing home staff, so that residents regularly receive care from the same caregivers</i>

**Consumer Summary**

**Count**

Consumers	1111
-----------	------

**LANE Summary**

LANE Conveners	50
LANE Members	497

Total LANEs needed (includes a convener and >=1 member)	51
States with a convener and/or member	50
States with no LANE (no convener and no members)	1

States with a convener and >= 1 member	49
States with convener but no members	0
States with members but no convener	1

\* Denominator is the latest available count of Medicare/Medicaid nursing homes

**Advancing Excellence in America's Nursing Homes**  
**National Nursing Home Quality Campaign**  
[www.nhqualitycampaign.org](http://www.nhqualitycampaign.org) - Weekly Campaign Report

09/06/2007

State	LANE Exists?	LANE Convener Exists?	LANE Convener Name	Number of LANE Members	Is QIO a Convener?	Is QIO a Member?
AK	Yes	Yes	Mountain-Pacific Quality Health	1	Yes	No
AL	Yes	Yes	Alabama Quality Assurance Foundation	4	Yes	No
AR	Yes	Yes	ARKANSAS COALITION FOR NURSING HOME EXCELLENCE	10	No	Yes
AZ	Yes	Yes	Association of Homes and Housing for the Aging	9	No	Yes
CA	Yes	Yes	Lumetra	15	Yes	No
CO	Yes	Yes	Colorado Foundation for Medical Care	15	Yes	Yes
CT	Yes	Yes	Qualidigm	18	Yes	No
DC	Yes	Yes	Delmarva Foundation of the District of Columbia	3	Yes	No
DE	Yes	Yes	Quality Insights of Delaware	8	Yes	Yes
FL	Yes	Yes	FMQAI	8	Yes	No
GA	Yes	Yes	Georgia NHQI Advisory Board	8	No	Yes
HI	Yes	Yes	Healthcare Association of Hawaii	1	No	Yes
IA	Yes	Yes	Iowa Foundation for Medical Care	13	Yes	Yes
ID	Yes	Yes	Qualis Health	7	Yes	No
IL	Yes	Yes	Illinois Foundation for Quality Health Care	4	Yes	No
IN	Yes	Yes	Indiana Association of Homes and Services for the Aging	9	No	Yes
KS	Yes	Yes	Kansas Foundation for Medical Care	25	Yes	Yes
KY	Yes	Yes	Kentucky Association of Homes and Services for the Aging	5	No	Yes
LA	Yes	Yes	Louisiana Health Care Review	9	Yes	No
MA	Yes	Yes	Massachusetts Culture Change Coalition	17	No	Yes
MD	Yes	Yes	Delmarva Foundation	9	Yes	No
ME	Yes	Yes	Maine Health Care Association	15	No	Yes

**Advancing Excellence in America's Nursing Homes**  
**National Nursing Home Quality Campaign**  
**www.nhqualitycampaign.org - Weekly Campaign Report**

09/06/2007

State	LANE Exists?	LANE Convener Exists?	LANE Convener Name	Number of LANE Members	Is QIO a Convener?	Is QIO a Member?
MI	Yes	Yes	MPRO NHQI Steering Committee	7	No	Yes
MN	Yes	Yes	Stratis Health	6	Yes	No
MO	Yes	Yes	Primaris	12	Yes	Yes
MS	Yes	Yes	Information & Quality Healthcare	3	Yes	No
MT	Yes	Yes	Mountain-Pacific Quality Health	3	Yes	No
NC	Yes	Yes	The Carolinas Center for Medical Excellence	8	Yes	No
ND	No	No		0	No	No
NE	Yes	Yes	Nebraska LANE Partnership	14	No	Yes
NH	Yes	No		3	No	No
NJ	Yes	Yes	Healthcare Quality Strategies, Inc.	27	Yes	No
NM	Yes	Yes	New Mexico Medical Review Association	11	Yes	Yes
NV	Yes	Yes	HealthInsight	2	Yes	No
NY	Yes	Yes	Empire Quality Partnership	9	No	Yes
OH	Yes	Yes	Ohio KePRO	17	Yes	Yes
OK	Yes	Yes	Oklahoma Foundation for Medical Quality	4	Yes	No
OR	Yes	Yes	Acumentra Health	5	Yes	No
PA	Yes	Yes	Pennsylvania Culture Change Coalition	17	No	Yes
RI	Yes	Yes	Quality Partners of Rhode Island	10	Yes	No
SC	Yes	Yes	The Carolinas Center for Medical Excellence	12	Yes	No
SD	Yes	Yes	South Dakota Foundation for Medical Care	25	Yes	No
TN	Yes	Yes	Qsource	11	Yes	No
TX	Yes	Yes	Texas Nursing Home Quality Initiative Coalition	16	No	Yes

**Advancing Excellence in America's Nursing Homes**  
**National Nursing Home Quality Campaign**  
**www.nhqualitycampaign.org - Weekly Campaign Report**

09/06/2007

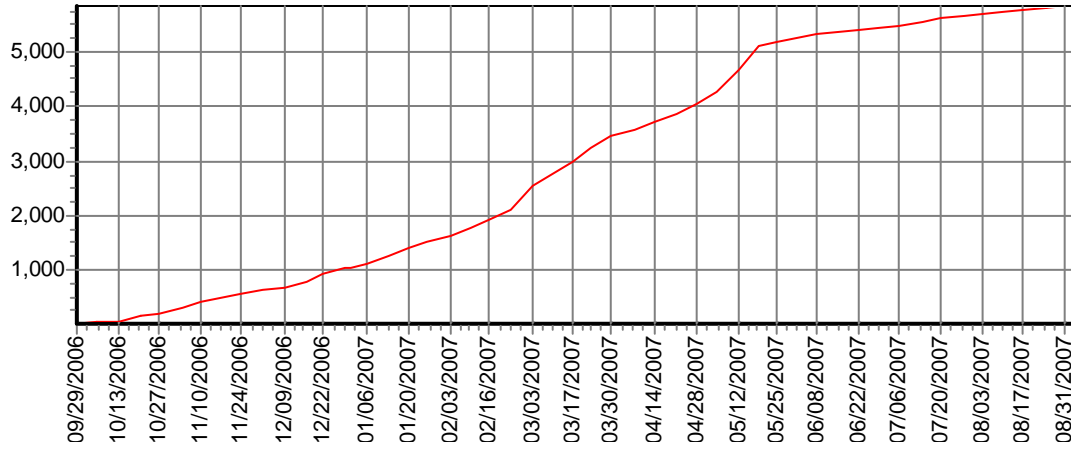
State	LANE Exists?	LANE Convener Exists?	LANE Convener Name	Number of LANE Members	Is QIO a Convener?	Is QIO a Member?
UT	Yes	Yes	HealthInsight	3	Yes	No
VA	Yes	Yes	Virginia Health Quality Center	16	Yes	No
VT	Yes	Yes	Dept.of Disabilities, Aging & Independent Living & Vt.Health Care Assoc.	2	No	No
WA	Yes	Yes	Qualis Health	14	Yes	No
WI	Yes	Yes	MetaStar, Inc.	18	Yes	No
WV	Yes	Yes	West Virginia Medical Institute	5	Yes	No
WY	Yes	Yes	Mountain Pacific Quality Health	4	Yes	No

**Advancing Excellence in America's Nursing Homes**  
**National Nursing Home Quality Campaign**  
[www.nhqualitycampaign.org](http://www.nhqualitycampaign.org) - Weekly Campaign Report

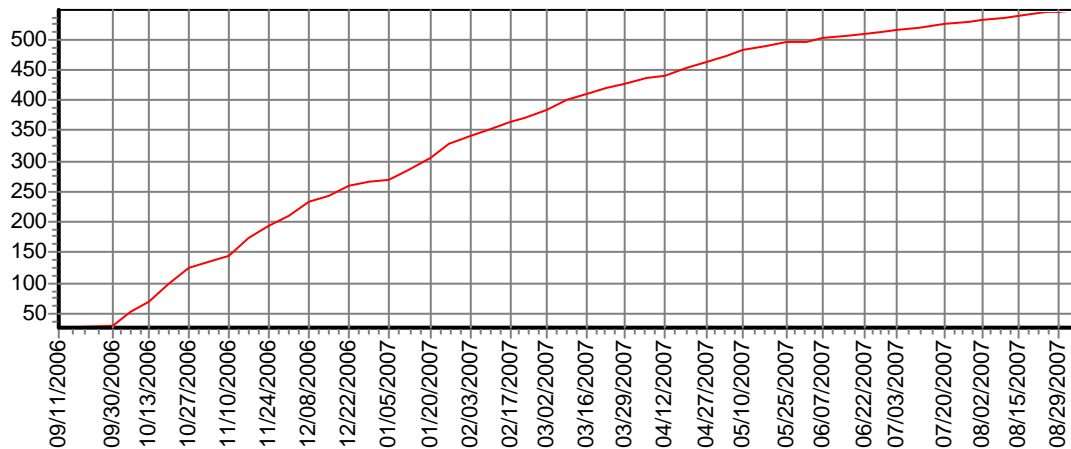
09/06/2007

**Trend Graphs - Nursing Home, LANE, Consumer**

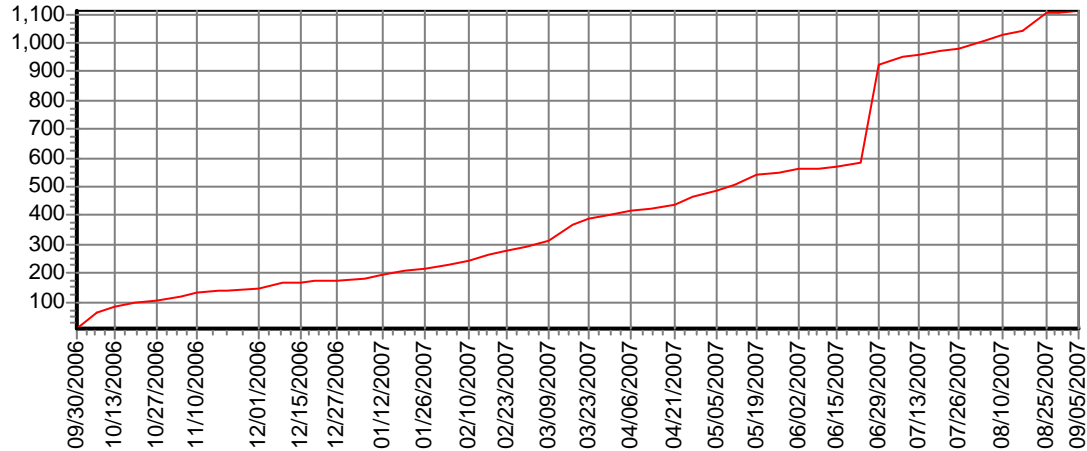
Number of Nursing Home Registrations



Number of LANE Participant Registrations



Number of Consumer Registrations



**Advancing Excellence in America's Nursing Homes**  
**National Nursing Home Quality Campaign**  
[www.nhqualitycampaign.org](http://www.nhqualitycampaign.org) - Weekly Campaign Report

09/06/2007

**State Enrollment Counts**

<b>State</b>	<b>State Facility Count*</b>	<b>Number of Registered Nursing Homes</b>	<b>Number of LANE Participants</b>	<b>Number of Consumers</b>
AK	15	1	2	1
AL	231	101	5	9
AR	237	205	11	5
AZ	137	70	10	6
CA	1274	260	16	15
CO	209	141	16	18
CT	244	67	19	10
DC	20	11	4	5
DE	44	21	9	4
FL	682	183	10	18
GA	360	338	9	12
HI	49	8	2	0
IA	455	206	14	3
ID	78	26	8	4
IL	799	112	5	19
IN	516	150	10	12
KS	350	205	26	24
KY	291	125	6	18
LA	290	58	10	27
MA	451	275	18	30
MD	233	112	10	37
ME	113	87	16	1
MI	426	81	8	11
MN	397	183	7	5
MO	517	215	13	426
MS	201	21	4	2
MT	93	14	4	1

**Advancing Excellence in America's Nursing Homes  
National Nursing Home Quality Campaign  
www.nhqualitycampaign.org - Weekly Campaign Report**

09/06/2007

**State Enrollment Counts**

<b>State</b>	<b>State Facility Count*</b>	<b>Number of Registered Nursing Homes</b>	<b>Number of LANE Participants</b>	<b>Number of Consumers</b>
NC	420	145	9	9
ND	83	21	0	1
NE	225	117	15	10
NH	82	32	3	2
NJ	365	97	28	2
NM	73	64	12	1
NV	47	25	3	0
NY	657	73	10	11
OH	954	340	18	177
OK	334	48	5	6
OR	138	29	6	0
PA	716	313	18	43
RI	87	63	11	3
SC	174	83	13	6
SD	110	95	26	10
TN	327	108	12	16
TX	1146	329	17	31
UT	93	19	4	1
VA	279	171	17	17
VT	40	8	3	1
WA	242	114	15	9
WI	396	209	19	28
WV	131	56	6	2
WY	39	18	5	2
<b>Total:</b>	<b>15870</b>	<b>5853</b>	<b>547</b>	<b>1111</b>

\* Latest available count of Medicare/Medicaid nursing homes in each state

**Advancing Excellence in America's Nursing Homes**  
**National Nursing Home Quality Campaign**  
**www.nhqualitycampaign.org - Weekly Campaign Report**

09/06/2007

**State Nursing Home Enrollment Summary**

State	Number of Registered NH	Percent of NHs Registered*	Average # of goals per NH	Percent Releasing Performance	Ranking of Goals Selected by Nursing Homes								
					#1	#2	#3	#4	#5	#6	#7	#8	
AK	1	6.7 %			Goal	Goal	Goal	Goal	Goal	Goal	Goal	Goal	Goal
AL	101	43.7 %	3.8	10.9 %	Goal 1	Goal 3	Goal 6	Goal 7	Goal 2	Goal 4	Goal 5	Goal 8	Goal 8
AR	205	86.5 %	4.9	7.3 %	Goal 3	Goal 6	Goal 2	Goal 5	Goal 1	Goal 4	Goal 7	Goal 8	Goal 8
AZ	70	51.1 %	3.6	14.3 %	Goal 7	Goal 1	Goal 2	Goal 3	Goal 6	Goal 4	Goal 8	Goal 5	Goal 5
CA	260	20.4 %	3.7	11.5 %	Goal 1	Goal 6	Goal 3	Goal 2	Goal 8	Goal 7	Goal 5	Goal 4	Goal 4
CO	141	67.5 %	3.8	11.3 %	Goal 1	Goal 6	Goal 3	Goal 7	Goal 2	Goal 4	Goal 8	Goal 5	Goal 5
CT	67	27.5 %	3.6	11.9 %	Goal 1	Goal 6	Goal 8	Goal 2	Goal 3	Goal 5	Goal 4	Goal 7	Goal 7
DC	11	55.0 %	6.7	9.1 %	Goal 1	Goal 5	Goal 3	Goal 2	Goal 6	Goal 7	Goal 8	Goal 4	Goal 4
DE	21	47.7 %	3.7	19.0 %	Goal 6	Goal 1	Goal 4	Goal 3	Goal 2	Goal 5	Goal 8	Goal 7	Goal 7
FL	183	26.8 %	4	8.2 %	Goal 6	Goal 4	Goal 1	Goal 2	Goal 3	Goal 7	Goal 5	Goal 8	Goal 8
GA	338	93.9 %	3.5	2.4 %	Goal 1	Goal 2	Goal 6	Goal 4	Goal 5	Goal 3	Goal 7	Goal 8	Goal 8
HI	8	16.3 %	3.9	25.0 %	Goal 5	Goal 4	Goal 1	Goal 3	Goal 6	Goal 2	Goal 8	Goal 7	Goal 7
IA	206	45.3 %	3.7	11.2 %	Goal 3	Goal 7	Goal 6	Goal 1	Goal 4	Goal 8	Goal 5	Goal 2	Goal 2
ID	26	33.3 %	3.2	3.8 %	Goal 1	Goal 6	Goal 3	Goal 8	Goal 2	Goal 4	Goal 7	Goal 5	Goal 5
IL	112	14.0 %	3.5	14.3 %	Goal 6	Goal 1	Goal 4	Goal 7	Goal 3	Goal 5	Goal 2	Goal 8	Goal 8
IN	150	29.1 %	3.7	6.7 %	Goal 1	Goal 3	Goal 8	Goal 6	Goal 7	Goal 2	Goal 4	Goal 5	Goal 5
KS	205	58.6 %	3.8	18.0 %	Goal 1	Goal 3	Goal 7	Goal 6	Goal 5	Goal 2	Goal 8	Goal 4	Goal 4
KY	125	43.0 %	3.8	10.4 %	Goal 1	Goal 6	Goal 3	Goal 2	Goal 4	Goal 7	Goal 8	Goal 5	Goal 5
LA	58	20.0 %	3.6	1.7 %	Goal 1	Goal 6	Goal 2	Goal 7	Goal 8	Goal 3	Goal 5	Goal 4	Goal 4
MA	275	61.0 %	3.4	7.3 %	Goal 6	Goal 1	Goal 3	Goal 8	Goal 2	Goal 7	Goal 4	Goal 5	Goal 5
MD	112	48.1 %	3.5	9.8 %	Goal 6	Goal 1	Goal 4	Goal 8	Goal 3	Goal 2	Goal 7	Goal 5	Goal 5
ME	87	77.0 %	3.9	17.2 %	Goal 1	Goal 6	Goal 3	Goal 8	Goal 4	Goal 2	Goal 7	Goal 5	Goal 5
MI	81	19.0 %	3.6	19.8 %	Goal 4	Goal 6	Goal 1	Goal 3	Goal 5	Goal 7	Goal 8	Goal 2	Goal 2
MN	183	46.1 %	3.5	15.3 %	Goal 6	Goal 1	Goal 3	Goal 8	Goal 7	Goal 4	Goal 2	Goal 5	Goal 5
MO	215	41.6 %	3.8	14.0 %	Goal 1	Goal 3	Goal 6	Goal 7	Goal 2	Goal 8	Goal 4	Goal 5	Goal 5
MS	21	10.4 %	3.5	14.3 %	Goal 1	Goal 7	Goal 8	Goal 2	Goal 4	Goal 3	Goal 5	Goal 6	Goal 6
MT	14	15.1 %	3.4	21.4 %	Goal 1	Goal 3	Goal 6	Goal 5	Goal 8	Goal 4	Goal 2	Goal 7	Goal 7

**Advancing Excellence in America's Nursing Homes**  
**National Nursing Home Quality Campaign**  
**www.nhqualitycampaign.org - Weekly Campaign Report**

09/06/2007

**State Nursing Home Enrollment Summary**

State	Number of Registered NH	Percent of NHs Registered*	Average # of goals per NH	Percent Releasing Performance	Ranking of Goals Selected by Nursing Homes							
					#1	#2	#3	#4	#5	#6	#7	#8
NC	145	34.5 %	3.4	6.9 %	Goal 1	Goal 6	Goal 2	Goal 8	Goal 3	Goal 4	Goal 7	Goal 5
ND	21	25.3 %	3.5	14.3 %	Goal 6	Goal 3	Goal 5	Goal 1	Goal 8	Goal 4	Goal 2	Goal 7
NE	117	52.0 %	3.7	20.5 %	Goal 3	Goal 1	Goal 6	Goal 7	Goal 8	Goal 4	Goal 5	Goal 2
NH	32	39.0 %	3.5	3.1 %	Goal 6	Goal 3	Goal 1	Goal 4	Goal 8	Goal 7	Goal 5	Goal 2
NJ	97	26.6 %	3.6	10.3 %	Goal 6	Goal 1	Goal 4	Goal 2	Goal 3	Goal 7	Goal 5	Goal 8
NM	64	87.7 %	3.9	6.3 %	Goal 7	Goal 1	Goal 3	Goal 6	Goal 5	Goal 2	Goal 8	Goal 4
NV	25	53.2 %	4.6	20.0 %	Goal 1	Goal 6	Goal 3	Goal 7	Goal 2	Goal 8	Goal 4	Goal 5
NY	73	11.1 %	3.9	8.2 %	Goal 1	Goal 6	Goal 3	Goal 2	Goal 7	Goal 4	Goal 5	Goal 8
OH	340	35.6 %	3.6	13.5 %	Goal 6	Goal 1	Goal 4	Goal 3	Goal 7	Goal 2	Goal 5	Goal 8
OK	48	14.4 %	4.4	25.0 %	Goal 1	Goal 3	Goal 2	Goal 6	Goal 5	Goal 4	Goal 7	Goal 8
OR	29	21.0 %	4	31.0 %	Goal 7	Goal 1	Goal 6	Goal 3	Goal 8	Goal 4	Goal 2	Goal 5
PA	313	43.7 %	3.4	13.1 %	Goal 6	Goal 1	Goal 3	Goal 4	Goal 7	Goal 8	Goal 2	Goal 5
RI	63	72.4 %	3.8	9.5 %	Goal 1	Goal 6	Goal 3	Goal 8	Goal 5	Goal 7	Goal 4	Goal 2
SC	83	47.7 %	3.6	9.6 %	Goal 6	Goal 1	Goal 2	Goal 5	Goal 4	Goal 7	Goal 3	Goal 8
SD	95	86.4 %	4	20.0 %	Goal 1	Goal 3	Goal 6	Goal 7	Goal 4	Goal 2	Goal 8	Goal 5
TN	108	33.0 %	3.7	13.0 %	Goal 1	Goal 6	Goal 7	Goal 2	Goal 3	Goal 8	Goal 4	Goal 5
TX	329	28.7 %	3.7	24.6 %	Goal 6	Goal 1	Goal 3	Goal 4	Goal 2	Goal 7	Goal 5	Goal 8
UT	19	20.4 %	4.3	26.3 %	Goal 6	Goal 3	Goal 8	Goal 1	Goal 7	Goal 2	Goal 4	Goal 5
VA	171	61.3 %	3.6	5.3 %	Goal 1	Goal 6	Goal 2	Goal 4	Goal 3	Goal 7	Goal 5	Goal 8
VT	8	20.0 %	3.1	0.0 %	Goal 6	Goal 7	Goal 3	Goal 1	Goal 8	Goal 4	Goal 2	Goal 5
WA	114	47.1 %	3.8	13.2 %	Goal 3	Goal 1	Goal 6	Goal 4	Goal 7	Goal 5	Goal 8	Goal 2
WI	209	52.8 %	3.6	12.4 %	Goal 1	Goal 6	Goal 3	Goal 4	Goal 7	Goal 8	Goal 5	Goal 2
WV	56	42.7 %	3.2	10.7 %	Goal 6	Goal 4	Goal 1	Goal 3	Goal 8	Goal 7	Goal 2	Goal 5
WY	18	46.2 %	4.3	11.1 %	Goal 6	Goal 3	Goal 1	Goal 7	Goal 8	Goal 2	Goal 5	Goal 4

**Advancing Excellence in America's Nursing Homes  
National Nursing Home Quality Campaign  
www.nhqualitycampaign.org - Weekly Campaign Report**

09/06/2007

**State Nursing Home Enrollment Summary**

State	Number of Registered NH	Percent of NHs Registered*	Average # of goals per NH	Percent Releasing Performance	Ranking of Goals Selected by Nursing Homes								
					#1	#2	#3	#4	#5	#6	#7	#8	
Total	5853	36.9 %	3.7	12.1 %									

Goal 1: Reducing high risk pressure ulcers

Goal 2: Reducing the use of daily physical restraints

Goal 3: Improving pain management for longer term NH residents

Goal 4: Improving pain management for short stay, post-acute NH residents

Goal 5: Establishing individual targets for improving quality

Goal 6: Assessing resident and family satisfaction with the quality of care

Goal 7: Increasing staff retention

Goal 8: Improving consistent assignment of nursing home staff, so that residents regularly receive care from the same caregivers

\* Denominator is the latest available count of Medicare/Medicaid nursing homes